

# 2016 MONROE COUNTY DOMESTIC VIOLENCE REPORT TO THE COMMUNITY

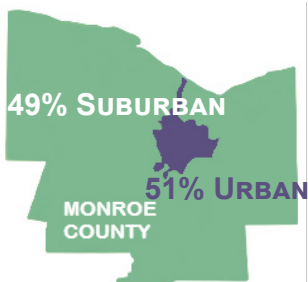
**4,804**  
reports of domestic  
violence in Monroe  
County in 2015,  
**up 2%** from 2014.

Source: New York State Division of Criminal Justice Services

Monroe County rates  
are **50% higher** than  
statewide rates  
at 64 per 10,000  
residents.

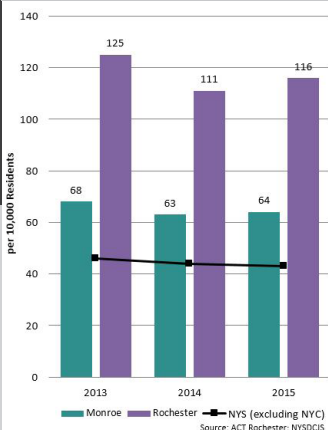
City of Rochester  
rates are **2.5 times**  
statewide rates  
at 116 per 10,000  
residents.

Source: ACT Rochester; NYSDCJS



Source: ACT Rochester; NYSDCJS

## Domestic Violence Rates per 10,000



Compared to 2014,  
City of Rochester  
rates are **up 5%**,  
while Monroe County  
DV rates are **up 2%**.  
State rates declined  
slightly.

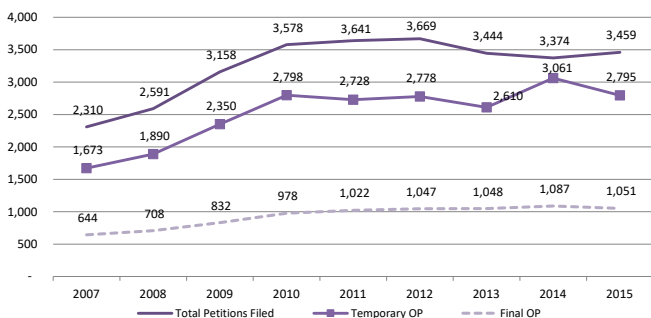
Source: ACT Rochester; NYSDCJS

**48,908**  
Monroe County 911  
calls in 2015 were  
domestic disputes,  
**down 3%** from 2014.

Source: Monroe County 911 CAD (Computer Aided Dispatch) records.

# MONROE COUNTY RESPONSE TO DOMESTIC VIOLENCE

## MONROE COUNTY - ORDERS OF PROTECTION



Source: UCMS Order of Protection Report for Monroe County

**50% increase** in petitions filed from 2007 to 2015, reflecting legislation and policy changes in 2008 expanding the definition of intimate partner violence.

Source: UCMS Order of Protection Report for Monroe County

**3% increase** in petitions filed from 2014 to 2015, but a **9% decrease** in temporary orders granted and a **3% decrease** in final orders of protection granted.

Source: UCMS Order of Protection Report for Monroe County

## WILLOW SERVICES

**24/7 Hotline:** 4,732 calls

**Counseling Center:** 584 clients

**Court Advocacy:** 1,976 clients

**Emergency Shelter:** 458 residents

**Prevention:** 13,875 individuals

A point-in-time count on January 1, 2016 reported **362 offenders** on active probation, **down 22% from 2015.**

Source: Monroe County Office of Probation



585 222-SAFE 7233

www.WillowCenterNY.org



(585) 428-2215  
RMCDVC.org